

Student Name: ..... Class: ...../.....

## Weakness points

- |   |     |
|---|-----|
| 1. Don't have secure knowledge of common regular and irregular verbs in past and p.p.                       | ( ) |
| 2. Unable to collect and use phrasal verbs taking the gerund and the infinitive.                            | ( ) |
| 3. Unable to follow and respond to monologues and dialogues.  | ( ) |
| 4. Unable to understand gist, specific information, speakers' moods or intentions.                          | ( ) |
| 5. Unable to follow and comment on persuasive arguments in ads.   | ( ) |
| 6. Unable to respond to conversations.  | ( ) |
| 7. Have no pronunciation skills from previous Grades.   | ( ) |
| 8. Unable to relate and summarize main points in sequence from texts heard, read or seen.                   | ( ) |
| 9. Unable to ask and respond to polite requests for directions and information using indirect questions.... | ( ) |
| 10. Can't read independently and intensively.   | ( ) |
| 11. Don't have a variety of reading strategies appropriate to purposes.                                     | ( ) |
| 12. Can't compare and evaluate texts.   | ( ) |
| 13. Can't use books ICT sources, including the Internet.  | ( ) |
| 14. Can't follow detailed directions, procedures, instructions.....   | ( ) |
| 15. Unable to compose short texts with at least two paragraphs.   | ( ) |
| 16. Unable to summarize the main points of information texts heard or read.                                 | ( ) |
| 17. Reluctant to participate in the classroom activities.   | ( ) |
| 18. Rarely do homework, worksheets, displays....  | ( ) |

# Remedial Activities and Procedures

- |   |     |
|---|-----|
| 1. Making flash cards and posters showing common regular and irregular verbs.   | ( ) |
| 2. Giving extra worksheets using common phrasal verbs.  | ( ) |
| 3. Practicing more guided conversations and monologues.   | ( ) |
| 4. Doing more reading comprehension texts for gist and specific information.  | ( ) |
| 5. Giving worksheets to develop spelling knowledge, such as unstressed vowels, silent letters, pronouncing “-ed” .....  | ( ) |
| 6. Practicing polite requests in the classroom language.  | ( ) |
| 7. Encouraging Ss to use read and summarize different Graded Readers>   | ( ) |
| 8. Giving extra worksheets to develop reading strategies: Predicting, skimming, scanning, and using prefixes and suffixes to guess meanings.  | ( ) |
| 9. Training Ss on how to write simple sentences using sentence patterns: SV/ SVO/ SV Adj./ SV Adv.  | ( ) |
| 10. Integrating lessons in the computer lab to use a computer to check spelling, access the thesaurus to seek alternatives, cut and paste, use layout features- paragraphs, bullets, lists..... | ( ) |
| 11. Encouraging Ss to participate inside classroom using positive re-enforcement..  | ( ) |
| 12. Communicating with parents through letters showing their sons' progress.  | ( ) |
| 13. Carrying out evening remedial classes in cooperation with the administration.   | ( ) |
| 14. Creating competitive atmosphere in the classroom through playing games, crossword puzzles, Jeopardy, Bingo, STAD....  | ( ) |
| 15. Giving continuous feedback for both Ss and their parents.   | ( ) |
| 16. Encouraging Ss to visit the library.  | ( ) |
| 17. 17- Assigning time in the break to follow extra worksheets.   | ( ) |
| 18. 18. Parental involvement: Communicating with parents to help follow up at home.   | ( ) |

# Follow up

Results	Mark	Notes
1 <sup>st</sup> Report		.....
2 <sup>nd</sup> Report		.....
3 <sup>rd</sup> Report		.....
4 <sup>th</sup> Report		.....
5 <sup>th</sup> Report		.....
6 <sup>th</sup> Report		.....

Classroom Observation	Yes	No	sometimes
Tardy			
Disruptive			
Doing Homework			
Participation			
Attendance (absent)			
Truant			
Doing extra worksheets			
Social worker interference			
Administration interference			
Doing activities			
Parental Contact			

Personal Details	
Father's Mobile	.....
St.'s Mobile	.....
Family number	.....

# ( 1 ) The English Alphabet

## الحروف الإنجليزية

Aa	Bb	Cc	Dd
Ee	Ff	Gg	Hh
Ii	Jj	Kk	Ll
Mm	Nn	Oo	Pp
Qq	Rr	Ss	Tt
Uu	Vv	Ww	Xx
Yy	Zz		

الحروف الإنجليزية

، أما الحروف العربية

.



## ( 2 ) Colours

green		white	أبيض
blue		pink	
black		orange	
brown		gray/grey	
beige	بيج	purple	
yellow		olive	زيتوني
red		silvery	

light blue

dark blue

### Read & Learn

1. What is your favourite colour?

ما هو لونك المفضل؟

2. Red is my favourite colour.

اللون الأحمر هو لوني المفضل.

3. My favourite colour is green.

لوني المفضل هو اللون الأخضر.

**1- Write the meanings of the following words in English:**

.....	.....	.....	.....
.....	.....	.....	.....
.....	.....	.....	.....
.....	.....	.....	.....
اللون الأبيض	.....	اللون الذهبي	.....
.....	.....	.....	.....
.....	.....	اللون الزيتوني	.....

**2- Write the meanings of the following words in Arabic:**

orange	.....	green	.....
gray	.....	yellow	.....
beige	.....	olive	.....
pink	.....	red	.....
brown	.....	white	.....
blue	.....	golden	.....
black	.....	purple	.....

**3- Write the following sentences in English:**

.....	- لوني المفضل هو اللون الاحمر.
.....	.....
.....	- لوني المفضل هو اللون الأزرق.
.....	.....
.....	- اللون الأصفر هو لوني المفضل.
.....	.....
.....	- اللون البنفسجي هو لوني المفضل.
.....	.....
.....	- ما هو لونك المفضل؟
.....	.....
.....	.....
.....	- اللون الأصفر والأبيض ألوان.
.....	.....

# ( 3 ) Animals ( Part 1 )

## الحيوانات ( الجزء الأول )

cat	قطه	elephant	فيل
dog		ox	
puppy	كلب صغير	fox	
donkey		wolf	
lion		rabbit	
goat		mouse	فأر صغير
tiger		zebra	

**Note:** \* I can ..... أستطيع أن

\*I can't ..... لا أستطيع أن

### Read & Learn

1. It is small. It can run. It is a mouse.

انه صغير ويستطيع أن يجري انه الفأر الصغير.

2. My favourite animal is the rabbit.

حيواني المفضل هو الأرنب.

3. An elephant is big. It can run.

الفيل كبير الحجم ويستطيع أن يجري.



1- Write the meanings of the following words in English:

	.....		.....
فأر صغير	.....		.....
	.....		.....
	.....		.....
	.....	كلب صغير	.....
	.....		.....
فيل	.....	قطه	.....

2- Write the meanings of the following words in Arabic:

fox	.....	tiger	.....
ox	.....	elephant	.....
cat	.....	wolf	.....
puppy	.....	rabbit	.....
donkey	.....	mouse	.....
lion	.....	zebra	.....
goat	.....	run	.....

3- Write the following sentences in English:

حيواني المفضل هو الفيل.	.....
الحصان يستطيع أن يجري.	.....
الأسد والكلب حيوانات.	.....
الحمار والنمر حيوانات.	.....
حيواني المفضل هو الحصان.	.....
الأرنب حيواني المفضل.	.....

# ( 4 ) Animals ( Part 2 )

## الحيوانات ( الجزء الـ )

horse		tortoise	
monkey		rat	فأر كبير
donkey		hippo	فرس النهر
sheep		rhino	خرتيت
lamb	خروف صغير	cheetah	فهد
snake		giraffe	زرافه
cow		tiger	

**Note:** \* small صغير الحجم \* big كبير الحجم \* fast سريع \* slow

### Read & Learn

1. This is a horse. This is a giraffe.

هذا حصان وهذه زرافه.

2. A cow, a horse and a tiger are animals.

البقره والحصان والنمر حيوانات.

3. My favourite animal is the horse.

حيواني المفضل هو الحصان.

**1- Write the meanings of the following words in English:**

.....	.....	.....	.....
زرافه	.....	.....	.....
فهد	.....	.....	.....
خرثيت	.....	.....	.....
فرس النهر	.....	وف صغير	.....
فأر كبير	.....	.....	.....
فأر صغير	.....	.....	.....

**2- Write the meanings of the following words in Arabic:**

horse	.....	donkey	.....
monkey	.....	tortoise	.....
giraffe	.....	cow	.....
cheetah	.....	snake	.....
rhino	.....	sheep	.....
hippo	.....	lamb	.....
rat	.....	giraffe	.....

**3- Write the following sentences in English:**

.....	هذا أسد وهذه قطه.	.....
.....	.....	.....
.....	التعبان والزرافه والنمر حيوانات.	.....
.....	.....	.....
.....	الخروف يستطيع ان يجري	.....
.....	.....	.....
.....	الأسد يستطيع أن يجري.	.....
.....	.....	.....
.....	الزرافه تستطيع أن تج	.....
.....	.....	.....
.....	الزرافه حيواني المفضل .	.....
.....	.....	.....

# ( 5 ) Birds & insects

## الطيور

duck	بطه	egret	
duckling	بطه صغيره	ant	نمله
hen	فرخه	butterfly	
chick		caterpillar	
bat		bee	نحله
swan	بجعه	spider	
peacock		bird	

**Note:** \* This is a / an ..... هذا ، هذه \* That is a / an .....

## Read & Learn

1. This is a butterfly. This is a bee.

هذه فراشه ، وهذه نحله.

2. This is an ant. This is a spider.

هذه نملة ، وهذا عنكبوت.

3. My favourite bird is the peacock.

طائري المفضل هو الطاووس.

1- Write the meanings of the following words in English:

	.....	بطه	.....
	.....	بطه صغيره	.....
نحله	.....	فرخه	.....
	.....		.....
	.....	نحله	.....
نمله	.....		.....
	.....		.....

2- Write the meanings of the following words in Arabic:

duck	.....	egret	.....
swan	.....	ant	.....
bat	.....	caterpillar	.....
bee	.....	butterfly	.....
chick	.....	peacock	.....
hen	.....	bird	.....
duckling	.....	insect	.....

3- Write the following sentences in English:

..... ..... .....	هذه فراشة ، هذه نحله.
..... ..... .....	هذه نملة ، وهذا عنكبوت.
..... ..... .....	الطاووس هو طائري المفضل.
..... ..... .....	النحله والفراشة حشرات.
..... ..... .....	البطه والطاووس طيور.
..... ..... .....	الفراشة تستطيع أن تطير.

# ( 6 ) Family & People( Part 1 )

( )

boy		father	
girl		mother	
baby	رضيع، نونو	Dad	
man		Mum	
woman		grandfather	
family		grandmother	
father		grandpa	

**Note:** \* I love .....

\* I don't love .....

## Read & Learn

1. I love my family.

2. I love my mother.

3. I love my father.



# ( 7 ) Family & People (Part 2)

( )

grandma		wife	زوجه
uncle		queen	
aunt	عمه ، خاله	king	
auntie	عمه ، خاله	child	
sister		children	
brother		boys	
cousin		girls	

**Note:** \*grandfather=granddad=grandpa \* grandmother = grandma

## Read & Learn

1. I love my brother.

2. I love my sister.

3. I love my grandma.





# ( 8 ) Jobs ( Part 1 )

( )

a teacher		a fisherman	صياد
a farmer		a policeman	
a worker	عامل ، شغيل	a carpenter	
a pilot	طيار	an officer	
a driver		a mechanic	ميكانيكي
a baker		a nurse	ممرضه
a footballer		a doctor	طبيب

**Note:** \* I want to be a / an ..... أريد

## Read & Learn

1. I want to be a doctor.

أود أن أكون طبيباً .

2. I want to be a pilot.

أود أن أكون طياراً .

3. I want to be a teacher of Arabic.

أود أن أكون معلم لغة عربية.

### 1- Write the meanings of the following words in English:

مدرس إنجليزي	.....		.....
	.....		.....
صياد	.....		.....
	.....	طيار	.....
	.....		.....
ميكانيك	.....		.....
ممرضة	.....		.....

### 2- Write the meanings of the following words in Arabic:

doctor	.....	engineer	.....
nurse	.....	officer	.....
mechanic	.....	footballer	.....
carpenter	.....	baker	.....
farmer	.....	driver	.....
teacher	.....	drive	.....
worker	.....	teach	.....

### 3- Write the following sentences in English:

..... ..... ..... أريد أن أكون طبيباً .
..... ..... ..... أريد أن أكون معلم لغة إنجليزية .
..... ..... ..... أريد أن أكون مهندساً .
..... ..... ..... أريد أن أكون لاعب كرة قدم .
..... ..... ..... أريد أن أكون ضابط شرطة .
..... ..... ..... أريد أن أكون سائقاً .

# ( 9 ) Jobs ( Part 2 )

( )

a singer		a swimmer	
an engineer	مهندس	a housewife	رَبه منزل
a dentist	طبيب اسنان	a tailor	خياط
a manager	مدير	a fisher	صياد
a cleaner		a player	
a painter		a referee	( )
a writer		a secretary	سكرتير ( )

**Note:** \* I don't want to be a / an ..... لا أريد أن أكون

## Read & Learn

1. I don't want to be a farmer.

2. I don't want to be a fisherman.

صياداً .

3. I don't want to be a cleaner.

### 1- Write the meanings of the following words in English:

.....	.....	ميكانيكي	.....
مهندس	.....	.....	.....
طبيب أسنان	.....	ممرضه	.....
.....	.....	.....	.....
صياد سمك	.....	خيا	.....
سكرتير	.....	.....	.....
.....	.....	طيار	.....

### 2- Write the meanings of the following words in Arabic:

mechanic	.....	engineer	.....
farmer	.....	carpenter	.....
driver	.....	footballer	.....
officer	.....	tailor	.....
policeman	.....	fisher	.....
dentist	.....	cleaner	.....
doctor	.....	writer	.....

### 3- Write the following sentences in English:

.....	.....	لا أريد أن أكون فلاحاً .	.....
.....	.....	.....	.....
.....	.....	لا أريد أن أكون عامل نظافة .	.....
.....	.....	.....	.....
.....	.....	لا أريد أن أكون صياد .	.....
.....	.....	.....	.....
.....	.....	لا أريد أن أكون مغنياً .	.....
.....	.....	.....	.....
.....	.....	لا أريد أن أكون خياطاً .	.....
.....	.....	.....	.....
.....	.....	لا أريد أن أكون سائقاً .	.....
.....	.....	.....	.....

# ( 10 ) Parts of the body (Part 1)

( )

face	وجه	hand	يد
eye	عين	head	
nose		hair	
mouth		ear	
head		neck	رقبه
tooth	سنه	fingers	اصابع اليد
teeth		arm	

**Note:** \* I have got a / an .....

## Read & Learn

1. I have got two eyes.

عندي عيان .

2. I have got two ears.

.

3. I have got two hands.

عندي يدان .

1- Write the meanings of the following words in English:

.....	سنه	.....
.....	.....	.....
وجه	عيون	.....
يد	.....	.....
.....	رقبه	.....
.....	.....	.....
.....	.....	.....

2- Write the meanings of the following words in Arabic:

engineer	.....	mouth	.....
fisherman	.....	eye	.....
face	.....	eyes	.....
finger	.....	neck	.....
hands	.....	nurse	.....
ears	.....	mechanic	.....
nose	.....	pilot	.....

3- Write the following sentences in English:

<p>أريد أن أكون طبيباً .</p> <p>.....</p> <p>.....</p>
<p>لا أريد أن أكون طياراً .</p> <p>.....</p> <p>.....</p>
<p>لا أريد ان أن نجاراً .</p> <p>.....</p> <p>.....</p>
<p>عندي عينان.</p> <p>.....</p> <p>.....</p>
<p>.....</p> <p>.....</p> <p>.....</p>
<p>أصابع يد .</p> <p>.....</p> <p>.....</p>

# (10) Parts of the body (Part 2)

( )

foot		bodies	
feet		tail	ذيل
leg		tails	ذيول
legs	ارجل ، سيقان	tooth	سنه
knee	ركبه	teeth	
knees		eye	عين
body		eyes	عيون

**Note:** \* I don't have a / an ..... أملك ، لا أملك ، ليس عندي ، ليس لدى

## Read & Learn

1. I have got ten toes.

2. I have got ten fingers.

اصابع يد.

3. I have got one face.

عندي وجه واحد.





# ( 11 ) Clothes we wear ( Part 1 )

## ملابس نرتديها ( الجزء الأول )

shoes	حذاء ، جزمه	trousers	
shirt	قميص	jacket	كيت
shorts	بنطلون قصير	coat	
T-shirt	قميص بأكمام قصيره	hat	برنيطة ، قبعة
socks		blouse	
boots		skirt	يبة
pants		dress	

**Note:** Colours + Clothes      a red dress      a blue hat

### Read & Learn

1. He **is wearing** a blue shirt.

يرتدي قميص أزرق .

2. She **is wearing** a green dress.

.

3. I **am wearing** black socks.

.



## ( 12 ) Clothes we wear ( Part 2 )

ملابس نرتديها ( الجزء الـ )

glasses		jumper	
sunglasses		belt	
uniform		scarf	إيشارب
slippers		tie = necktie	رابط العنق ( كرفته )
gloves		wig	
sandals		veil	
suit		pocket	جيب

**Note:** \*He is wearing ..... يرتدي \*She is wearing .....

### Read & Learn

1. Boys **wear** suits and shirts.

2. Girls **wear** dresses and veils.

ترتدي البنات فستائين وطرح.

3. We **wear** a school uniform.

1- Write the meanings of the following words in English:

	.....		.....
نيطة	.....		.....
	.....		.....
يبة	.....		.....
	.....		.....
	.....		.....
	.....		.....

2- Write the meanings of the following words in Arabic:

trousers	.....	glasses	.....
jacket	.....	sunglasses	.....
coat	.....	uniform	.....
hat	.....	slippers	.....
blouse	.....	wig	.....
skirt	.....	veil	.....
dress	.....	pocket	.....

3- Write the following sentences in English:

<p>يرتدي قميص أصفر.</p> <p>.....</p> <p>.....</p>
<p>.....</p> <p>.....</p>
<p>.....</p> <p>.....</p>
<p>البنات تلبس الفساتين و</p> <p>.....</p> <p>.....</p>
<p>يرتدي جاكيت بني .</p> <p>.....</p> <p>.....</p>
<p>.....</p> <p>.....</p>

## Language Notes

1- *What is your name ?*

\* *I am .....*

\* *My name is .....*

2- *How old are you?*

\* *I am eleven.*

\* *I am 11.*

الحروف المتحركة  
(Aa -Ee -Ii -Oo -Uu )

3- *How are you?* كيف حالك

\* *Fine , thanks.*

\* *I am fine ,thank you.*

\* *I am fine, thanks.*

الحروف الساكنة  
هي كل حروف  
الإنجليزية ما عدا

4- *What is this ?* ما هذا؟ ما هذه

\* *It is a* اسم مفرد يبدأ بحرف ساكن +

\* *It is an+* اسم مفرد يبدأ بحرف م

5- *What day is it today?* ما اسم هذا اليوم؟

\* *Today is* اسم يوم + اليوم هو.....

6- *What is your favourite subject ?* ما هي مادتك ؟

\*My favourite subject is..... مادتي المفضلة هي...

{ English. اللغة الإنجليزية.  
Arabic. اللغة العربية.  
science.  
music. الموسيقى.  
art.  
sports.

7- *What subjects do you have today?*

ما هي المواد التي عندكم اليوم؟

\* Today we have..... اليوم (النهاردة) عندنا

{ English. اللغة الإنجليزية.  
Arabic. اللغة العربية.  
science.  
music. موسيقى.  
art.  
sports.

and

8- *This is* اسم مفرد قريب +

\* *This is a car.*

9- *That is* اسم مفرد بعيد +

\* *That is the sky.*

10- *These are* اسم جمع قريب +

\* *These are stars.*



11- *Those are* + اسم جمع بعيد  
\* *Those are cars.*

12- *Is it a/an .....*? هل هذا / هذه...؟  
\* *Yes, it is.*  
\* *No, it isn't.*

13- *Where is .....*? أين يكون .....؟  
*It is + in ,on ,under ,behind ,next to+*

14- *What is he /she wearing?* ماذا يرتدي /  
*He is /She is wearing a/an..* يرتدي /

15- *Where does he /she work?* أين يعمل  
*He / She works in/on ..* هو /هي تعمل في ..

16- *How many + can you see?*

*I can see .....* أستطيع أن أرى

*There are +*

17- *My + + is +a/an* + الوظيفة

*My father is a teacher.*

\*  
يأتي قبل  
- I can see  
six boys.

18- *It / + is next to +*

*-It / + is opposite +*



-It/

+ is between بين +

+and +

19- I like apples ...

20- I don't like fish ....

21- What is number .....؟؟ ما هو الشيء رقم...؟؟

-It is a اسم مفرد يبدأ بحرف ساكن +

-It is an اسم مفرد يبدأ بحرف متحرك +

22- I → am

He , She , It , → is +

V- ing

You , We , They , ⇒ are


Ex. I am eating .



Ex. He is singing .



Ex. They are reading .



23 -

يتكون الفعل في الماضي البسيط بإضافة ed

play يلعب played

walk يمشى walked

wash يغسل washed

Key words:  
yesterday  
last week



Ex. I played football yesterday .

24-

للسؤال عن الوقت نستخدم هذا السؤال:


What is the time ?=What time is it?

\*It is ..... o'clock.



25- What colour is + ? .....

\*It is + {  
- red.  
- blue.  
- green.



26- have got - has got لديه ، يملك ، عنده

He, She , It , → has got

I, We ,You ,They , → have got



27- What is ten plus ten? +

\*-Ten plus ten is twenty .

\*-It is twenty.

plus = and (+)

is = equals (=) يساوى

والحمد لله رب العالمين

# Reading


## 1 - Look and read:

- 1) This is a **fisherman**.
- 2) He **works** on a boat.
- 3) He catches fish with **his net**.
- 4) He likes his **job**.



## 2 - Look and read:

- 1) The zoo **is opposite** the school.
- 2) The cinema **is between** the zoo **and** the park.
- 3) The school **is next to** the shop



## Punctuation Marks علامات الترقيم

تستخدم الحروف الكبيرة:

Open the window . \_\_\_\_\_ -

Ali - Ragab - Mona \_\_\_\_\_ -

Saturday - Sunday..... \_\_\_\_\_ -

January - February... هـور السنة \_\_\_\_\_ -

Cairo- Giza - Egypt - Alexandria \_\_\_\_\_ -

English - Arabic - French \_\_\_\_\_ -

I like apples. \_\_\_\_\_ مع الضمير ( ا ) -

Mother's Day عيد الأم } مع الأعياد والمواسم -

Sham El-Nesseem شم النسيم }

مع الأماكن المشهورة مثل :

the <u>S</u> tanley <u>B</u> ridge	the <u>R</u> iver <u>N</u> ile نهر النيل
<u>C</u> airo <u>S</u> tadium إستاد القاهرة	the <u>E</u> gyptian <u>M</u> useum
<u>L</u> ake <u>Q</u> arun بحيرة قارون	the <u>S</u> ound and <u>L</u> ight <u>S</u> how
the <u>P</u> ramids الأهرامات	the <u>K</u> arnak <u>T</u> emple
<u>W</u> ady <u>E</u> l- <u>R</u> ayyan	the <u>S</u> phinx أبو الهول
<u>K</u> ebash <u>R</u> oad	the <u>V</u> alley of the <u>K</u> ings

**The apostrophe '**

**فاصلة العليا**

**- تستخدم في حالة الملكية :**

- Ali 's book
- Ahmed 's pen

**\_\_\_\_\_**

*I'm - He's - She's - We're - They 're  
-It 's -Let's -isn't - aren't -hasn't -  
haven't - What's -Who's -How're -  
This 's -That's - o'clock*

**The Question Mark ?**

**علامة الاستفهام**

**- تستخدم علامة الاستفهام في نهاية السؤال الذي يبدأ بـ :**

*Do - Does - Did - Is -  
Are -Was -Were -Can - Has -  
Have - Will - What - Where -  
Who -When - How*

1- i m happy

.....

2- do you speak english

.....

3-what s hoda doing now

.....

The Full Stop .

تستخدم في نهاية الج : \_\_\_\_\_

*Do -Does -Is -Are.....* \*

*What -Where -How....* \*أي أداة استفهام مثل

---

The Comma ,

*No Yes* -

*Ex. Yes , I do .*

*Ex. No, I don't.*

: \_\_\_\_\_ -

*Ex . Come here , Mustafa .*

*Ex . What can you see , Ahmed ?*

---

Punctuate the following sentences :

*1- let visit cairo in the holiday*

*2- have walid and omar got passports*

*3- cairo and aswan are in egypt*

*4- let s visit Alexandria*

## Jobs

- **a doctor** طبيب ⇒ *He works in* يعمل في *a hospital.*
- **a farmer** ⇒ *He works on a farm. He plants seeds. He has animals* حيوانات .
- **a teacher** ⇒ *He works in a school. He teaches pupils.*
- **a carpenter** ⇒ *He makes chairs and tables. He works in a workshop.*
- **a mechanic** ميكانيكي ⇒ *He works in a workshop .He repairs* يصلح *cars.*
- **a nurse** ⇒ *She helps a doctor. She works in a hospital.*
- **a singer** ⇒ *He sings songs. He works in the cinema.*
- **a pilot** طيار ⇒ *He flies a plane. He wears a uniform* يرتدي زي رسمي .

- **a driver** → *He drives cars , taxis ,buses and trucks.*
- **a secretary** سكرتيرة → *She works in an office.*
- **a fisherman** صياد → *He catches fish with his net. He works on a boat .*
- **a dentist** طبيب أسنان → *He works in a hospital .*
- **a pupil = a student** تلميذ → *He wears a uniform .He / She goes to school.*
- **a baker** → *He makes bread. He works in a bakery .*
- **a policeman** → *He wears a uniform .He works in a police station قسم البوليس .*
- **an engineer** مهندس → *He wears a uniform .He works in an office*




- **a cook** → *He cooks* يطبخ *food.*

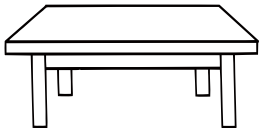




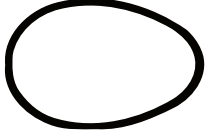






*He works in the kitchen* .

- **a barber** → *He cuts hair* يقص

*.He works in a barber's shop* .



**1- Write the words under each picture:**

			
.....	.....	.....	.....
			
.....	.....	.....	.....
			
.....	.....	.....	.....

**2- Write the following words in English:**

.....	.....	.....	.....
بيضة	عين		
.....	.....	.....	.....
.....	.....	.....	.....
.....	.....	.....	ممرضة
.....	.....	.....	.....

**3- Write the following words in Arabic:**

pencil	bat	bike	bus
.....	.....	.....	.....
car	boy	girl	butterfly
.....	.....	.....	.....
CD	star	ball	tall
.....	.....	.....	.....
look	sing	read	red
.....	.....	.....	.....

**4- Circle the odd one out:**

- 1- red - black - mother - blue
- 2- read - swim - sing - red
- 3- like - on - in - under
- 4- am - is - are - horse
- 5- zebra - tiger - lion - mouse
- 6- house - zoo - house - six
- 7- seven - eight - one - summer
- 8- Saturday - Sunday - Monday - kite
- 9- fat - small - short - hen
- 10- jacket - dress - socks - uncle

**5- Choose the correct answer:**

( am - is - are )

- 1- I ..... happy.
- 2- He ..... short.
- 3- She ..... a nurse.
- 4- We ..... pupils.
- 5- Ali ..... a fisherman.
- 6- What ..... your name?
- 7- How old ..... you?
- 8- I ..... fine, thank you.
- 9- They ..... teachers.
- 10- You ..... clever.
- 11- It ..... a rat.
- 12- Heba works in a school. She ..... a teacher.

**6- Answer the following questions:**

1. What is your name?  
..... .
2. How old are you?  
..... .
3. How are you?  
..... .